



3 SDMC



L90 / 60.000Hrs



0,32 Kg



BE_BRIGHT Rectangle 10x20



NOME / NAME

BMR10020 Apparecchio monoemissione per illuminazione / Single emission fixture

DIMENSIONI / DIMENSION

025 100 x 200 x 25mm

INSTALLAZIONE / INSTALLATION

54 Indoor IP54

65 Outdoor IP65

SCHERMO-OTTICA / COVER-OPTIC

OP Opale / Opal

FINITURA / FINISHING *

PI1

Vern. polvere Bianco RAL9010
Powder coating White RAL9010

VL1

Vern. liquido Nero RAL9005
Liquid paint Black RAL9005

(*) Su richiesta sono disponibili ulteriori colori RAL / Additional RAL colour are available on demand

CARATTERISTICHE TECNICHE / TECHNICAL DATA

WHITE (1 CH)	Cod.	CV [Vdc]	W	Lm	Cod.	CCT	CRI
					CRI >90		
	W24013	24	13,0	1391	279	2700 K	> 90
	W48013	48	13,0	1391	309	3000 K	> 90
					359	3500 K	> 90
					409	4000 K	> 90
					579	5700 K	> 90

DW (2 CH)	Cod.	CV [Vdc]	W	Lm	Cod.	CCT	CRI
		D24013	24	13,0	1391	DA9	2700-4000K
	D48013	48	13,0	1391	DB9	2700-5700K	> 90

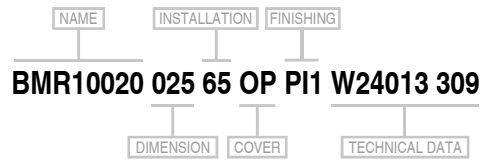
Condizioni / Conditions: Flux BIN P10 - Ta: 25°C

ESEMPIO DI CODICE / EXAMPLE OF CODE

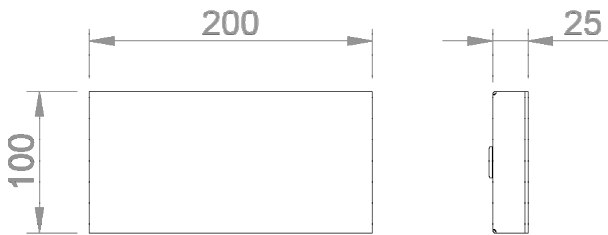
CODICE: **BMR1002002565OPPI1W24013309**

DESCRIZIONE: **BE_BRIGHT Rectangle 10x20**

Apparecchio monoemissione per illuminazione, dimensioni 100x200x25mm, IP65 Outdoor, corpo in lamiera piegata, verniciato a polvere bianco RAL9010 opaco, diffusore in PMMA opale
LED WHITE 13,0W, CV 24V, 3000K 3SDCM CRI>90, cavo nero da 3m (2x0,75mm²), Cl.III



DISEGNO / DRAWING



Unita di misura: mm / Unit of Measurement: mm

GRAFICO POLARE / POLAR GRAPH

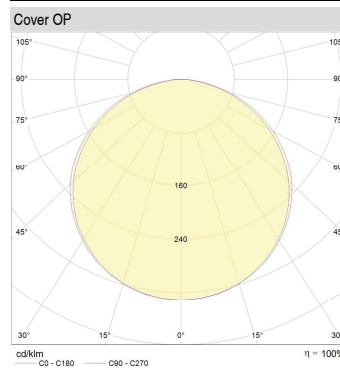
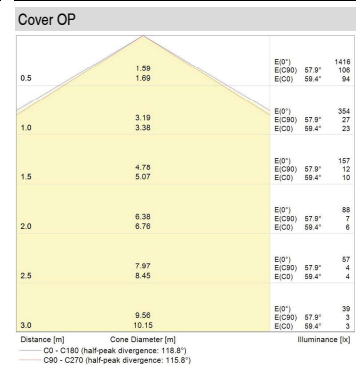


GRAFICO CONICO / CONICAL GRAPH



ACCESSORI / ACCESSORIES

SOFFITTO / CEILING: 4pz. Cod. ASM21013012

PARETE / WALL: 4pz. Cod. ASM21013012

SOSPENSIONE / SUSPENSION: 2pz. Cod. ASM21013011

